








Fuel Fittings







Product Overview

DW fuel fittings are manufactured to every applicable JIC and SAE standard and are constructed of heat-treated 6061 T-6 aluminum that is anodized in a titanium finish. The titanium finish compliments both OE and aftermarket engine bays and hides tool marks far better than standard black fittings. These high-grade materials and coatings are strong, light, and anti-corrosive for use in the most demanding fuel systems. The DW line of fittings is an ever expanding offering to meet the needs of our customers fuel systems.

Product Details

Picture	Series PN	Series Name	Description	Options Available
6-01-01XX Plumbing Kits				
	6-02-02XX	AN to AN Couplers	AN to AN Couplers are used to connect 2 components with female AN ports. Available in both coupler format and reducer format.	available in -6, -8, and -10 sizes in straight and 90-degree versions
	6-02-03XX	O-rings and Crush Washers	New o-rings and crush washers are recommended each time a fitting is reused. Sold in packs of 10.	available in -4, -6, -8, and -10, and -12 sizes
	6-02-04XX	AN to ORB Couplers	Many regulators, fuel filters, and fuel rails are sold with ORB ports. The AN-ORB coupler allows you to easily connect hose ends.	available in -6, -8, and -10 sizes
	6-02-05XX	AN to Hose Barb	AN to Hose Barb Adapters are designed to connect a normal rubber hose to an AN fitting.	available in -6 and -8 sizes for 5/16, 3/8, and 1/2 hose barb
6-02-06XX Fuel Rails				
	6-02-07XX	Y-Block Fittings	Y-Block Fittings allow fuel systems to split from 1 line to 2 with minimal effect on flow.	available in 6x6x6, 6x6x8, 8x8x8, 8x8x10, and 10x10x10
	6-02-07XX	Tee Fittings	Tee Fittings can be more restrictive than Y-Block fittings but are sometimes needed for tight areas.	available in -6 and -8 sizes
	6-02-07XX	Bulkhead Fittings	Bulkhead Fittings are used when you need to pass a hose through a panel like a firewall, floorboard, or pump module top hat.	available in -6AN, -8AN, and 5/16 Barb in both straight and 90-degree configurations

	6-02-07XX	Caps and Plugs	Caps terminate fuel flow at male AN fittings. Plugs terminate fuel flow at female AN and female ORB fittings.	available in -6, -8, and -10 sizes
	6-02-08XX	CPE Hose Ends	CPE Hose Ends allow you to easily connect CPE (synthetic rubber) fuel hose to any AN component.	Sizes: -6, -8, and -10 Angles: Straight, 45, 90, 180
	6-02-08XX	PTFE Hose Ends	PTFE Hose Ends allow you to connect PTFE fuel hose to any AN component. A ferrule is included to create a high pressure leak free seal.	Sizes: -6, -8, and -10 Angles: Straight, 45, 90, 180
	6-02-09XX	AN to NPT Adaptors	AN to NPT Adaptors allow you to incorporate NPT accessories into an AN spec fuel system	available in -6 and -8 for 1/4, 3/8, and 1/2 NPT

Torque Specifications

Thread Type	Fitting Size	Foot/Pound	Newton Meter
AN, ORB	-4	10	14
	-6	15	19
	-8	26	35
	-10	33	45
	-12	43	57

Thread Type	Fitting Size	Foot/Pound	Newton Meter
Metric	10 mm	20	27
	12 mm	25	34
	14 mm	35	47
	16 mm	40	54
	18 mm	50	68
	20 mm	55	75

Thread Type	Fitting Size	Foot/Pound	Newton Meter
NPT	1/8"	8	11
	1/4"	12	16
	3/8"	20	27
	1/2"	25	34
	3/4"	50	68

- Fittings should be installed with aluminum tools to prevent marring

THIS PRODUCT MAY BE USED SOLELY ON VEHICLES USED IN SANCTIONED COMPETITION WHICH MAY NEVER BE USED UPON A PUBLIC ROAD OR HIGHWAY, UNLESS PERMITTED BY SPECIFIC REGULATORY EXEMPTION